

# Symphonic/Concert Bands

## December Newsletter

Hello Parents/Students,

**1) Formal Uniforms** – The uniform distribution started yesterday! **Students will keep the uniforms until the end of the year.** This will be the uniform for the Holiday Concert and all other formal concerts/contests. The uniform consists of:

- Ladies: Concert Gown
- Gentlemen: Tuxedo (coat, pants, shirt & bow tie). Bow ties are \$5 to replace. Don't lose them! Please have them try on their uniform at home. Most if not all uniforms will need some sort of hemming. Please, do not use scissors to hem up the uniform. Hem tape is recommended. Also, students **MUST** wear black dress SOCKS & black dress SHOES.

**2) Band Pictures on Holiday Concert Day** – Tuesday, December 17<sup>th</sup> - A group picture will be taken at the beginning of each band class. Individual pictures will be taken shortly thereafter. A handout can be found at <http://www.morganphotosa.com>. Students need to bring their FORMAL uniform to school and will change at the beginning of class. As the group picture will be part of this year's yearbook, students who do not bring uniforms will not be included.

**PERFORMANCES:** (please mark your calendars)

- **8<sup>th</sup> Grade Taft/Comm Arts Field Trip** – Monday, December 9<sup>th</sup> 11:40am – 2pm

The Taft HS & Briscoe MS directors have scheduled a field trip for our 8<sup>th</sup> grade students to tour Taft/Comm Arts facilities to listen to student speakers and a meet-&-greet with the HS students, directors and administration.

- **Holiday Concert** – Tuesday, December 17<sup>th</sup> - Dress – Formal Uniforms

Beginning Band Performs - 6pm *Report time is 5:30 to Band Hall*

**Concert Band Performs - 7pm *Report time is 6:45 to Band Hall***



**Symphonic Band Performs - 7pm *Report time is 6:45 to Band Hall***

Jazz Band/Honors Band - 7:30pm *Report time is 7:15 to Band Hall*

*Students are dismissed after their performance.*

Thank you,  
Bengal Band Staff





## BAND UNIFORM PANTS ALTERATIONS


**OBJECTIVE:** To be able to alter the length (shorter/longer) of the trouser/pant of the band uniform **WITHOUT** cutting off any fabric.

### OPTIONS:

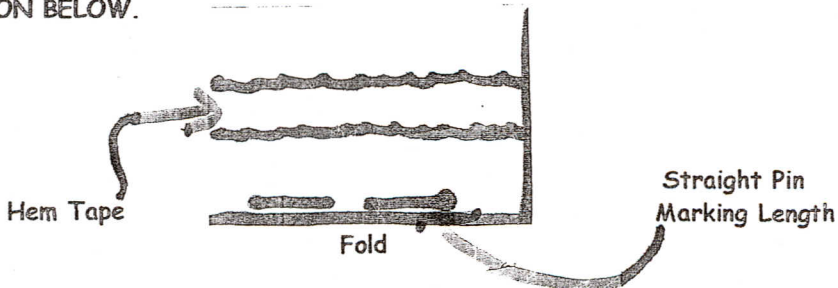
1. Take trousers to a tailor/seamstress, **STRESSING** that no fabric be cut off.
2. Personally shorten or lengthen pants using "hemming tape." **SEE STAPLED EXAMPLES**...available at Wal-Mart on Bandera/Mainland or at Hobby Lobby or Hancock Fabrics near Bandera/Huebner Rd.

### HEMMING PROCEDURE:

1. Try to select a pair of slacks/trousers/pants that are longer than needed.
2. Have student try them on while wearing shoes that will be worn with uniform.
3. Use one or two straight pins that will mark the pant leg at the bottom that will determine the **FINISHED LENGTH** when worn.
4. Using straight pins, pin the hem tape over the outside edge of the pant leg(s), one at a time. **SEE THE ILLUSTRATION BELOW.**



5. Then turn the pants wrong side out.
6. **FOLD UP** each pant leg **TO THE INSIDE**, so that the **STRAIGHT PIN** marking the finished length (see step 3 above) is on the bottom edge. Then pin the hem up with straight pins. **SEE ILLUSTRATION BELOW.**



7. Either **HAND STITCH** (needle and thread) or **MACHINE STITCH** the edge to the pant leg. **SEE ILLUSTRATION BELOW.**

